

## **GST (Goods and Service Tax)**

CGST - Centre Goods and Service Tax

SGST – State Goods and Service Tax

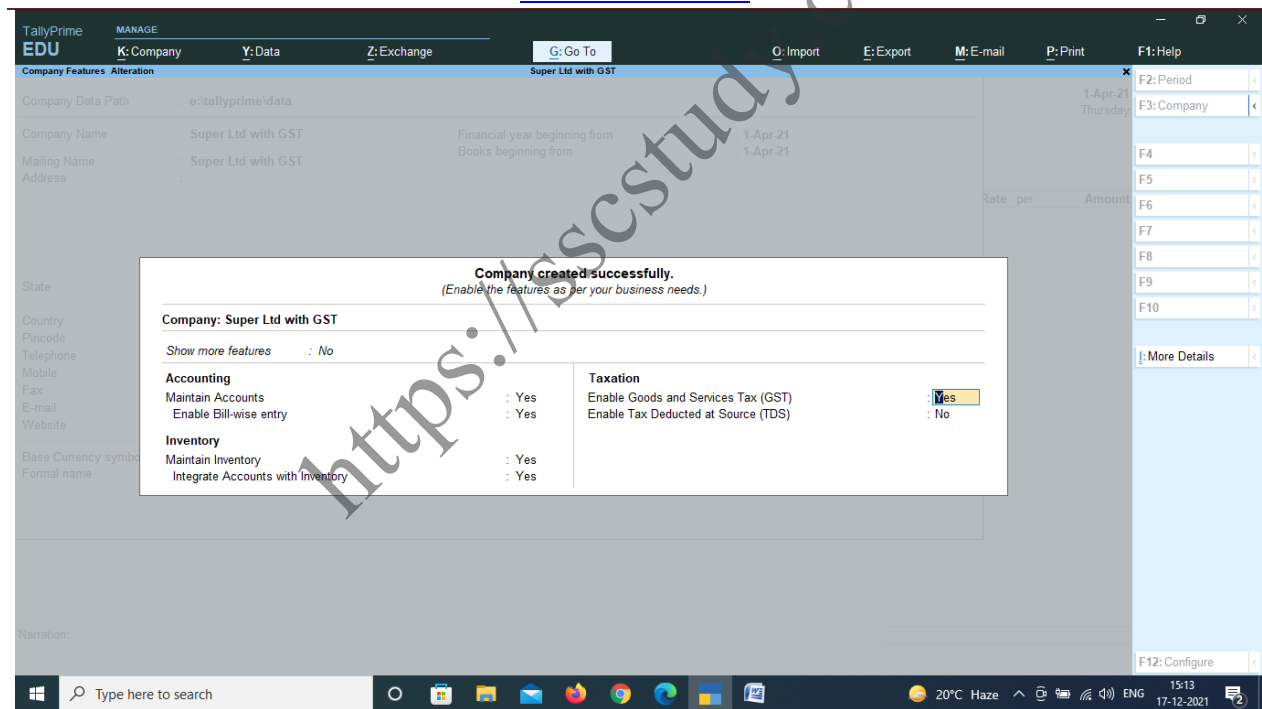
IGST – Integrated Goods and Service Tax

GST Rates :

1. Nil
2. 5%
3. 12%
4. 18%
5. 28%

**Open New Company :**

### ACTIVATE GST



### **Taxation**

**Enable Goods and Service Tax (GST): Yes**

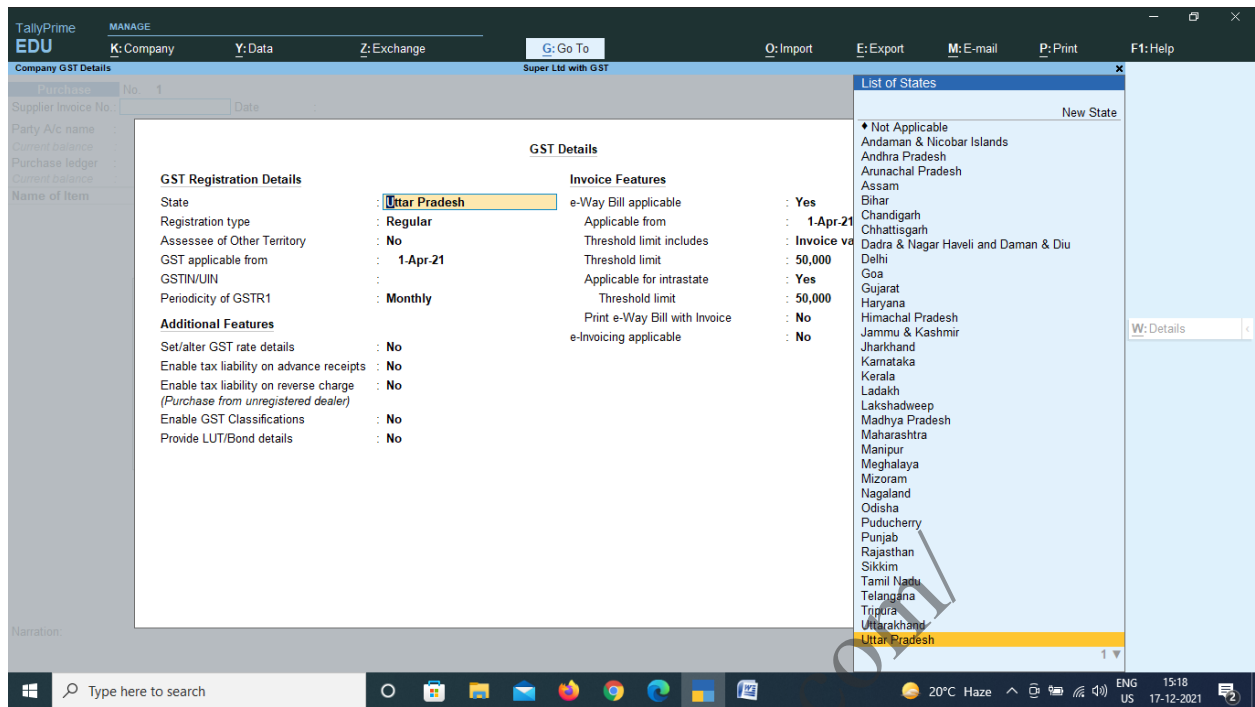
### **GST Details**

State : Uttar Pradesh

Reg Type : Regular

GSTIN : 09AABCU9603R1ZL

Periodicity : Monthly



## Accept GST details and Accept Statutory and Taxation

### <https://sccstudy.com> CREATE LEDGERS FOR GST:

Gateway of Tally > Create > Ledgers

#### **CGST**

Name : CGST

Under : Duties and Taxes

Type of Tax : GST

Tax Type : Central Tax

#### **SGST**

Name :SGST

Under : Duties and Taxes

Type of Tax : GST

Tax Type : State Tax

#### **IGST**

Name :IGST

Under : Duties and Taxes

Type of Tax : GST

Tax Type : Integrated Tax

#### **Purchase**

Under : Purchase Account

GST Details : Applicable

Type of Supply : Goods

#### **Sales**

Under :Sales Account

GST Details : Applicable

Type of Supply : Goods

**SBI Bank**

Under : Bank Account

---

**LEDGER FOR PURCHASE PARTY**

---

**Super Computer Store**

Under : Sundry Creditors

State : Uttar Pradesh

Reg Type : Regular

GSTIN : 09AABCD1203R1ZL

Set Alt GST details : No

**Delhi Computer Traders**

Under : Sundry Creditors

State : Delhi

Reg Type : Regular

GSTIN : 09AABCD1203R1ZL

Set Alt GST details : No

---

**LEDGER FOR SALES PARTY**

---

**Sudhir Saini**

Under : Sundry Debtors

Set Alt GST details : No

State : Uttar Pradesh

**Sanju Rawat**

Under : Sundry Debtors

Set Alt GST details : No

State : Uttarakhand

---

**STOCK GROUP CREATION**

---

Gateway of Tally> Create > Stock Group

Computer Parts

Under : Primary

Set / Alt GST : No

Note: If all the items of a group have same GST rate, than GST rates can be set for groups. But for training purpose, we will set GST rate for each individual items.

---

**CREATE UNIT**

---

Symbol : Pcs

Name : Pieces

## CREATE STOCK ITEMS WITH GST

---

### **Keyboard –Dell**

Under : Computer Parts  
Unit : Pcs  
GST : Applicable  
Set/Alter GST : Yes  
Calculation Type : On Value  
Taxability : Taxable  
Tax Type : Integrated : 18%  
Type of Supply : Goods

### **Keyboard – HP**

Under : Computer Parts  
Unit : Pcs  
GST : Applicable  
Set/Alter GST : Yes  
Calculation Type : On Value  
Taxability : Taxable  
Tax Type : Integrated : 18%  
Type of Supply : Goods

### **Mouse (Normal)**

Under : Computer Parts  
Unit : Pcs  
GST : Applicable  
Set/Alter GST : Yes  
Calculation Type : On Value  
Taxability : Taxable  
Tax Type : Integrated : 18%  
Type of Supply : Goods

### **Mouse (Cordless)**

Under : Computer Parts  
Unit : Pcs  
GST : Applicable  
Set/Alter GST : Yes  
Calculation Type : On Value  
Taxability : Taxable  
Tax Type : Integrated : 18%  
Type of Supply : Goods

## PURCHASE THE ITEMS

---

### **Purchase with in State:**

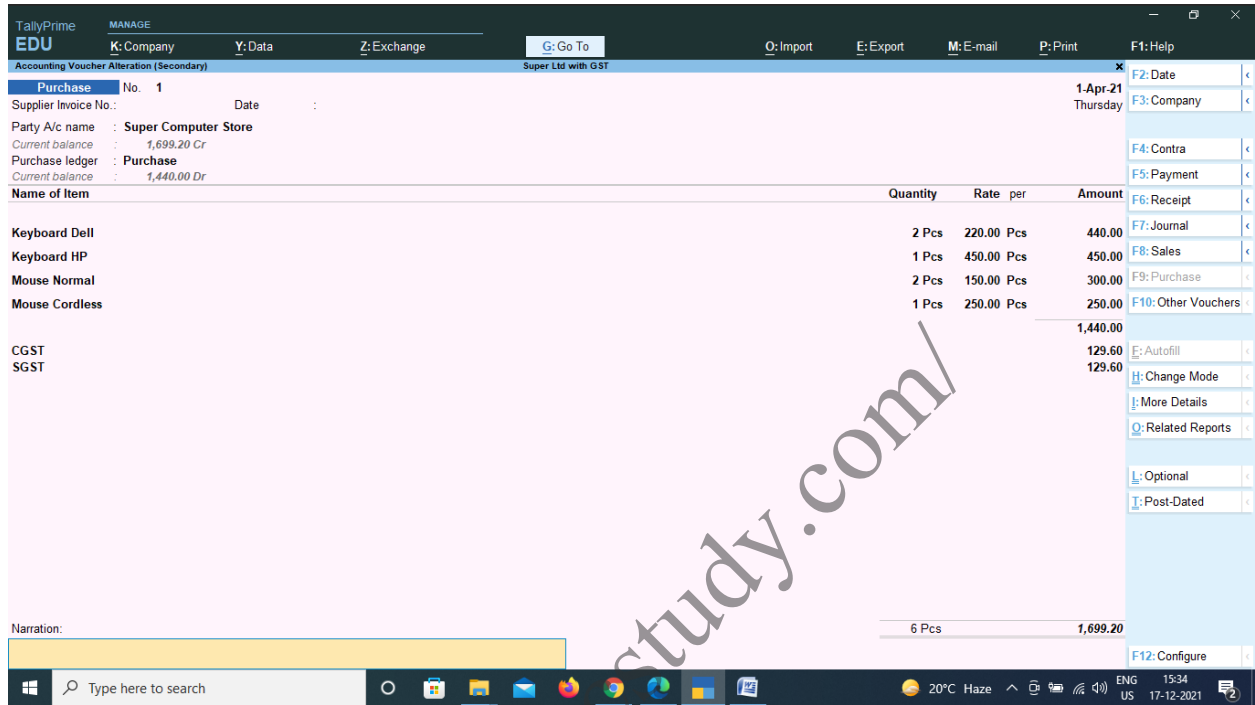
Our company is Registered in Uttar Pradesh and supplier Super Computer Store is also from Uttar Pradesh (Same State). Therefore, CGST and SGST are applicable.

Gateway of Tally > Voucher> F9 (Purchase)

Party Account : Super Computer Store

Keyboard – Dell	2 Pcs	220	440
Keyboard – HP	1 Pcs	450	450
Mouse – Normal	2 Pcs	150	300

Mouse – Cordless	1 Pcs	250	250
			Total 1440
CGST			129.60
SGST			129.60
<b>Enter and Accept</b>			



**Check GST :**Our company and Purchase Party Super Computer Ltd is registered in same state (Uttar Pradesh). Therefore, CGST and SGST are shown in the voucher.

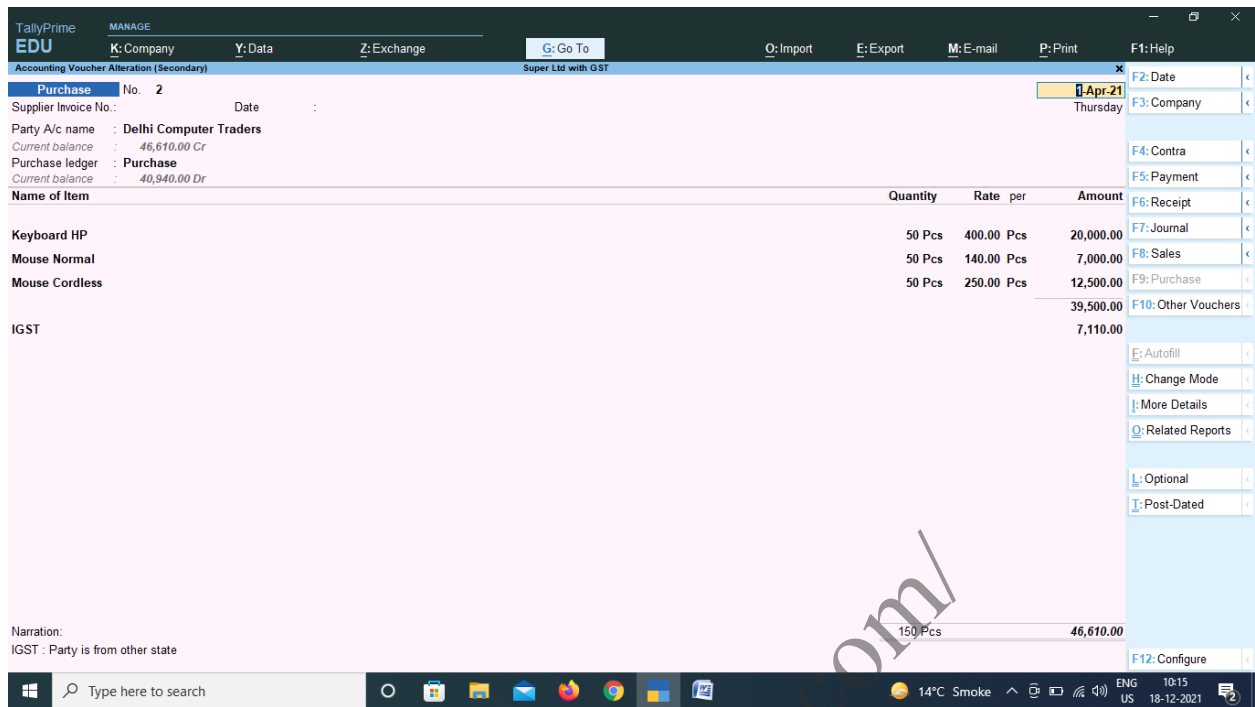
**Purchase from Other State : IGST Applicable**

Gateway of Tally > Voucher > F9 (Purchase)

Party Account : Delhi Computer Traders

Keyboard – HP	50 Pcs	400	20000
Mouse – Normal	50 Pcs	140	7000
Mouse – Cordless	50 Pcs	250	1250
			Total 39500
IGST			7110.00
	<b>150 Pcs</b>		<b>46610.00</b>

**Enter and Accept**



### Check Balance Sheet > Current Liabilities > Duties and Taxes

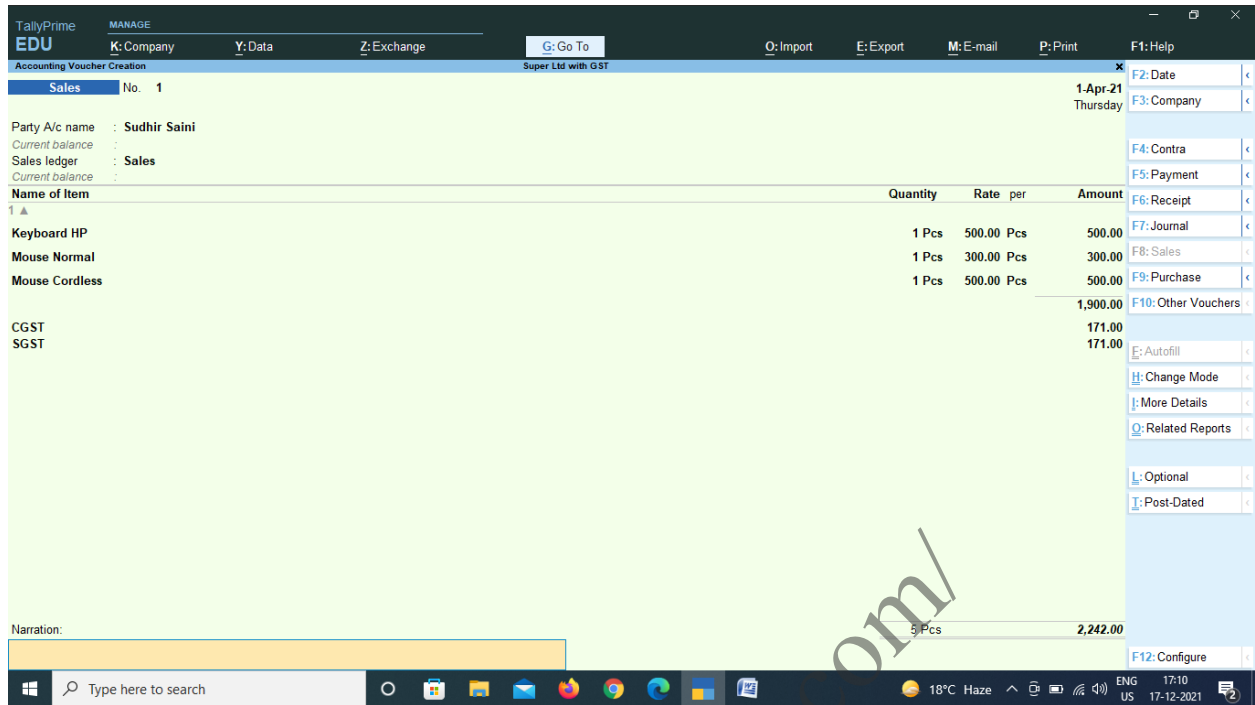
### Sales the Items: With in State : CGST and SGST Applicable

GOT > Account Voucher > F8 (Sales)

Party Account :SudhirSaini

Sales Ledger : Sales

Keyboard – Dell	2 Pcs	300	600
Keyboard – HP	1 Pcs	500	500
Mouse – Normal	1 Pcs	300	300
Mouse – Wireless	1 Pcs	500	500
		Total	1900
CGST			171
SGST			171



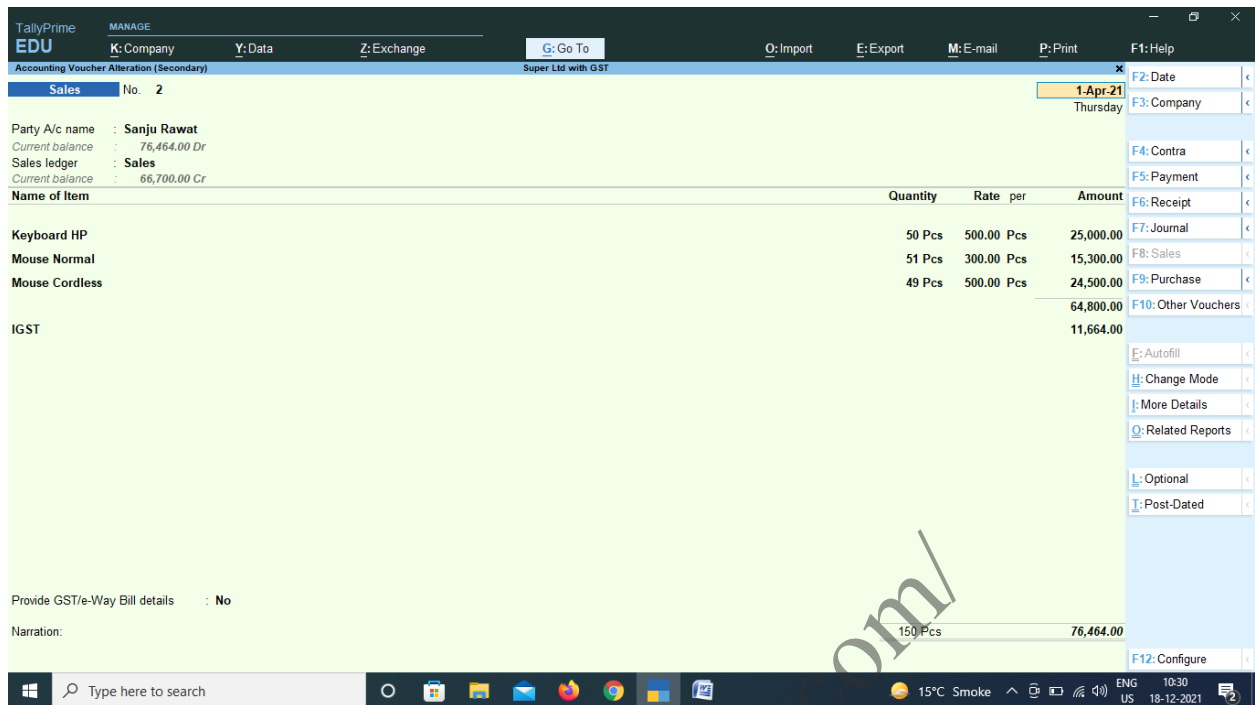
## SALES THE ITEMS: OTHER STATE : CGST AND SGST APPLICABLE

GOT > Account Voucher > F8 (Sales)

Party Account : **Sanju Rawat (Uttarakhand)**

Sales Ledger : Sales

Keyboard – HP	50 Pcs	500	25000
Mouse – Normal	51 Pcs	300	15300
Mouse – Wireless	49 Pcs	500	24500
		Total	64800
IGST			11664
<b>Total</b>			<b>76464</b>



## Check Reports

Display More Report > Statement of Accounts > Outstanding > Receivable/ Payables  
Balance Sheet

### RECEIVE AMOUNT AGAINST SALE

Gateway of Tally > Voucher > F6 (Receipt)

Account : Cash

Cr Sudhir Saini 2242

**Accept**

Account : SBI Bank

Cr Sanju Rawat 76464

**Accept**

### MAKE PAYMENT TO SUPPLIER

Gateway of Tally > Voucher > F5 (Payment)

Account : Cash

Super Computer Store (Dr) 1699.20

**Accept**

Account : SBI Bank

Dr Delhi Computer Traders 76464

**Accept**

## Report

Balance Sheet > Current Liabilities

Duties and Taxes : 4636.80

CGST : 41.40



**IGST : 4554.00**  
**SGST : 41.40**

## Pay GST and Update in Tally Prime

Gateway of Tally >Vouchers >Payment (F5)

Change Date F2 – 1.5.2021 ( For Tally training version)

Account -SBI Bank

Dr     CGST :           41.40  
Dr     SGST :           41.40  
Dr     IGST :           4554.00  
                          4636.80

Mode of Payment : Net banking

Name of Bank : SBI

The screenshot displays the Tally Prime interface for creating a Payment voucher. The window title is 'TallyPrime MANAGE' and the application is 'EDU'. The menu bar includes 'K: Company', 'Y: Data', 'Z: Exchange', 'G: Go To', 'O: Import', 'E: Export', 'M: E-mail', 'P: Print', and 'F1: Help'. The voucher is titled 'Payment' with number '3' and is dated '1-May-21' (Saturday). The account is 'SBI Bank' with a current balance of '25,217.20 Dr'. The voucher details are as follows:

Particulars	Amount
CGST	41.40
IGST	4,554.00
SGST	41.40
<b>Total</b>	<b>4,636.80</b>

The narration is 'Payment of GST and Update'. The right-hand pane shows a list of function keys: F2: Date, F3: Company, F4: Contra, F5: Payment, F6: Receipt, F7: Journal, F8: Sales, F9: Purchase, F10: Other Vouchers, F11: Optional, F12: Post-Dated, and F12: Stat Adjustment. A watermark 'https://ssecstudy.com/' is visible across the screen.